


PRACTICE EXERCISES META-PR 2016



Grade
4

English

Student Name: _____

Esta página se dejó en blanco intencionalmente.

Instrucciones

Antes de empezar los ejercicios, tu maestro o maestra te ayudará a contestar unos ejemplos. Los ejemplos son para que entiendas lo que tienes que hacer una vez comiences los ejercicios. También te indicará cómo ennegrecer los círculos de la hoja de contestaciones para que tu contestación sea válida. Sigue todas las sugerencias y lee con mucha atención.

A continuación verás un ejemplo de la hoja de contestaciones y lo que debes hacer para contestar.

Instrucciones para ennegrecer las respuestas de preguntas de selección múltiple

- Usa lápiz núm. 2 solamente.
- No uses lápiz mecánico, tinta ni bolígrafo.
- Llena el círculo por completo.
- Borra por completo cualquier respuesta que desees cambiar.
- No hagas marcas o líneas en esta hoja.

Incorrecto

Incorrecto

Correcto

Instrucciones para contestar las preguntas de respuesta extendida

- Usa lápiz solamente.
- No uses lápiz mecánico, tinta ni bolígrafo.
- Asegúrate de contestar todas las partes de la pregunta.
- Escribe solamente dentro del recuadro.



English

Samples

These are the Practice Questions of the META-PR for Grade 4. With these questions, you will show how well you can understand and use English.

The practice questions include the following sections: Listening, Reading, and Writing/Language. For each question, mark the letter of the correct answer on your answer sheet. Now look at Sample A.

A Yesterday, I went with my mother to the park. The flowers in the park were very pretty. We saw yellow, orange, and purple flowers. We walked around for over an hour.

Which sentence is an **OPINION**?

- A “Yesterday, I went with my mother to the park.”
- *B “The flowers in the park were very pretty.”
- C “We saw yellow, orange, and purple flowers.”
- D “We walked around for over an hour.”

The correct answer is **B, The flowers in the park were very pretty.** On your answer sheet, you can see that the circle for **B** is filled in.

Now do the next sample on your own. Read the question and choose the correct answer. Then, mark the letter of the correct answer on your answer sheet.

B Choose the word that belongs in the blank.

The _____ is cold.

- A milk
- B mil
- C mick
- D mik

The correct answer is **A, milk.** The circle for **A** should be filled in on your answer sheet.

With these practice questions, you will show how well you can understand spoken English.

Directions: In this practice session, you will listen to some passages. Then, listen to and answer the questions. Mark the letter of the correct answer on your answer sheet.

1 What does the teacher say you should do **FIRST**?

- A Place canary seed in the canary's cage.
- B Place small dishes in the canary's cage.
- C Keep the canary's water dish filled.
- D Give the canary vegetables to eat.

2 What is this passage **MAINLY** about?

- A giving fruit to canaries
- B how and what to feed canaries
- C giving water to canaries
- D when and what to give as a treat to canaries

3 Who designed the project about sending ants into space?

- A the students' parents
- B the students' teachers
- C a group of astronauts
- D a group of high school students

4 How did the students know what the ants were doing in space?

- A Cameras sent pictures to Earth.
- B They guessed.
- C They read reports in the newspaper.
- D Astronauts told them.

5 What does the paragraph mention **LAST**?

- A The ants were sent to space.
- B The pictures of the ants were sent to Earth.
- C The students studied the information about ants.
- D The students found out that the ants worked more in space.




GO ON TO THE NEXT PAGE AND CONTINUE WORKING.



Go on to the next page

Directions: With these practice questions, you will show how well you can read and understand written English. For each question, mark the letter of the correct answer on your answer sheet.

Potato Power



1 Renato and Vera beamed as Principal Delgado placed a blue ribbon on their science project. Their science teacher, Mr. Castillo, came over to tell the two students that he was proud of them.

2 “You did such a nice job,” he said. “Would you please review your project and make a list of the steps you followed? Next year my students can use your list to help them with their own projects.”

3 Renato and Vera made a list of their steps.

Step One: Choose a Project

We read about long-lasting light bulbs in class. Then we learned how a potato could provide power to a light bulb. A potato-powered light bulb would be really cool to see! We decided to try it. We searched the Internet and found a way to do the project.

Step Two: Gather Supplies

We made a list of supplies. It looked like this:

- potato
- 3 pieces of wire
- 2 pennies
- 2 nails
- small light bulb

Step Three: Do the Project

We followed the steps to make a potato-powered light bulb. We took notes about what we did and what happened. We made three potato-powered light bulbs to be sure the light bulb test would work over and over again.

Step Four: Make and Show Your Display

We made a poster to explain our project. We gave our poster a title. We included the headings “Procedure,” “Data,” and “Conclusions.” Then we set up a potato-powered light bulb so people could see how it works.



- 6** Why is a list of steps included in this reading selection?
- A to teach their friends how to make a light bulb
 - B to let readers know how to win a blue ribbon at a science fair
 - C to help future students know what to do first, next, and last in their projects
 - D to help new science teachers know what to explain first, next, and last in their assignments

- 7** In which step do Renato and Vera tell how they got the idea for their project?
- A Step One
 - B Step Two
 - C Step Three
 - D Step Four

- 8** Which sentence from the reading selection contains a point of view that readers might agree with?
- A “Renato and Vera made a list of their steps.”
 - B “A potato-powered light bulb would be really cool to see!”
 - C “We took notes about what we did and what happened.”
 - D “Then we set up a potato-powered light bulb so people could see how it works.”

- 9** Knowing that the prefix *re-* means “again,” what does the word review in paragraph 2 mean?
- A do again
 - B list again
 - C look again
 - D write again



GO ON TO THE NEXT PAGE AND CONTINUE WORKING.



Go on to the next page

Long-Lasting Light Bulbs



Livermore Bulb



CFL

- 1 Have you ever turned on a lamp and found that the light bulb was not working? Wouldn't you like to have a light bulb that never stops working? Then you would never have to switch an old light bulb for a new one.

The Livermore Light Bulb

- 2 In Livermore, California, you can see an amazing light bulb that has worked for more than one hundred years! The Livermore Fire Department started using it in a fire station in 1901. The mighty light bulb was still giving off light in 2011! For many years, people have gone to see the light bulb in person.

- 3 The famous Livermore light bulb has been moved several times in its long life. The last time it was moved was in 1976. Fire trucks and police cars traveled with the light bulb to keep it safe on the way to its new home.

Light Bulbs Today

- 4 The light bulbs we use today do not last a hundred years. This is unfortunate. However, some light bulbs can help us save money. These special kinds of light bulbs are



called CFLs. CFL stands for “compact fluorescent light bulb.” These light bulbs use less electricity to work than regular light bulbs. CFLs last ten times longer than regular light bulbs. So even if you cannot find a light bulb that lasts as long as the one in Livermore, you can find a light bulb that works for a long time.

10 What is the purpose of the questions at the beginning of this reading selection?

- A to introduce a plot
- B to suggest a solution
- C to persuade the reader to do something
- D to get the reader interested in the topic

11 Read this sentence from the reading selection.

“Then you would never have to switch an old light bulb for a new one.”

What does the word switch mean in this sentence?

- A change
- B protect
- C turn on
- D take in

12 Read these sentences.

The light bulb was off for almost half an hour while it traveled. Since then it has never been turned off.

These sentences **BEST** belong in —

- A paragraph 1.
- B paragraph 2.
- C paragraph 3.
- D paragraph 4.

13 How is a CFL light bulb **SIMILAR** to the Livermore light bulb?

- A Both are famous.
- B Both work for a long time.
- C Both hang only in fire stations.
- D Both are one hundred years old.



14 A. Based on the reading selection, what is one problem people have with light bulbs today?

B. Write one detail from the reading selection that tells how to solve this problem.

Remember to answer all parts of the question on your answer sheet.




GO ON TO THE NEXT PAGE AND CONTINUE WORKING.



Go on to the next page

Directions: Read “Potato Power” and “Long-Lasting Light Bulbs” again. Then answer questions 15 and 16 about both reading selections.

Potato Power



1 Renato and Vera beamed as Principal Delgado placed a blue ribbon on their science project. Their science teacher, Mr. Castillo, came over to tell the two students that he was proud of them.

2 “You did such a nice job,” he said. “Would you please review your project and make a list of the steps you followed? Next year my students can use your list to help them with their own projects.”

3 Renato and Vera made a list of their steps.

Step One: Choose a Project

We read about long-lasting light bulbs in class. Then we learned how a potato could provide power to a light bulb. A potato-powered light bulb would be really cool to see! We decided to try it. We searched the Internet and found a way to do the project.

Step Two: Gather Supplies

We made a list of supplies. It looked like this:

- potato
- 3 pieces of wire
- 2 pennies
- 2 nails
- small light bulb

Step Three: Do the Project

We followed the steps to make a potato-powered light bulb. We took notes about what we did and what happened. We made three potato-powered light bulbs to be sure the light bulb test would work over and over again.

Step Four: Make and Show Your Display

We made a poster to explain our project. We gave our poster a title. We included the headings “Procedure,” “Data,” and “Conclusions.” Then we set up a potato-powered light bulb so people could see how it works.



Long-Lasting Light Bulbs



Livermore Bulb



CFL

- 1 Have you ever turned on a lamp and found that the light bulb was not working? Wouldn't you like to have a light bulb that never stops working? Then you would never have to switch an old light bulb for a new one.

The Livermore Light Bulb

- 2 In Livermore, California, you can see an amazing light bulb that has worked for more than one hundred years! The Livermore Fire Department started using it in a fire station in 1901. The mighty light bulb was still giving off light in 2011! For many years, people have gone to see the light bulb in person.

- 3 The famous Livermore light bulb has been moved several times in its long life. The last time it was moved was in 1976. Fire trucks and police cars traveled with the light bulb to keep it safe on the way to its new home.

Light Bulbs Today

- 4 The light bulbs we use today do not last a hundred years. This is unfortunate. However, some light bulbs can help us save money. These special kinds of light bulbs are



called CFLs. CFL stands for “compact fluorescent light bulb.” These light bulbs use less electricity to work than regular light bulbs. CFLs last ten times longer than regular light bulbs. So even if you cannot find a light bulb that lasts as long as the one in Livermore, you can find a light bulb that works for a long time.

15 Renato and Vera from “Potato Power” could use the reading selection “Long-Lasting Light Bulbs” to learn —

- A how electricity works.
- B how to do a science project.
- C information about light bulbs.
- D about potato-powered light bulbs.

16 The information under Step One in “Potato Power” and the information in paragraph 4 of “Long-Lasting Light Bulbs” both tell the reader about —

- A what makes a light bulb work.
- B the history of light bulbs.
- C how to save money.
- D science projects.



Directions: With these practice questions, you will show how well you understand how to write in English. For each question, mark the letter of the correct answer on your answer sheet.

17 Which sentence has the correct punctuation?

- A This is the biggest mango I have ever seen,
- B This is the biggest mango I have ever seen?
- C This is the biggest mango I have ever seen;
- D This is the biggest mango I have ever seen!

18 Read the paragraph.

The day was perfect with a bright sun and no clouds. Teresa had everything ready to go. She had the food, drinks, paper plates, and a blanket all packed in the basket. Now, all she had to do was ride her bicycle to the park.

Which sentence **BEST** completes the paragraph?

- A It was going to be the best picnic ever.
- B It was going to be a cold day after all.
- C She knew it would start raining soon.
- D She had made her special apple pie.

19 What is the underlined word in the sentence?

The boy rode his bicycle.

- A a verb
- B a noun
- C an adverb
- D an adjective



Read the following selection and answer questions 20 and 21.

(1) Cooking can be great fun. (2) Many recipes are easy to make. (3) Cookies and cakes are a good place to start. (4) They are simple and they taste guud!
(5) The oven is hot. (6) You may find that you are a terrific cook.

20 Which sentence does NOT belong in the selection?

- A sentence 2
- B sentence 3
- C sentence 5
- D sentence 6

21 Which sentence has a spelling error?

- A sentence 3
- B sentence 4
- C sentence 5
- D sentence 6

Read the following selection and answer questions 22 and 23.

(1) It is important to be safe when skating. (2) Always wear a helmet and safety pads. (3) Watch for cars if you are skating near a street. (4) Remember to check your skates for any problems. (5) Finally, be careful and have fun skating!

22 The word “wear” in sentence 2 is —

- A a noun.
- B a verb.
- C an adverb.
- D an adjective.

23 Choose the sentence that has a spelling error.

- A sentence 1
- B sentence 3
- C sentence 4
- D sentence 5

- 24** Read the following story that Lucy is writing.

(1) Marie has never seen snow except in pictures and on TV. (2) Now, she has a chance to visit her sister in Michigan. (3) In December, Marie will fly from San Juan to Detroit.

Lucy wants to add a sentence to her story after sentence 2. Which of the following would make the MOST sense?

- A** Marie wants to visit Michigan in the winter.
- B** Marie wants to visit her brother in Hawaii.
- C** Marie saw snow in movies.
- D** Marie saw snow in México.

- 25** Read the following paragraph.

(1) Jaime wanted to play the violin. (2) Today he and his mother went to his first lesson. (3) Mr. Palacios showed Jaime how to hold the violin between his chin and left shoulder. (4) He showed him how to hold the bow. (5) Then Jaime played his first note.

Which of the following could be added AFTER sentence 3?

- A** He showed him how to put the violin away.
- B** Jaime started playing the violin.
- C** Jaime's mother went home.
- D** He showed him where to place his fingers on the strings.



This page is intentionally blank.

